




**3034060 DT 2,5-QUATTRO BU**

	<b>Information on this item</b>	
	<a href="#">Item homepage</a> <a href="#">Accessories</a> <b>Technical data</b> <a href="#">Certificates / Approvals</a> <a href="#">Classification</a>	<a href="#">PDF version</a> <a href="#">Downloads</a>
	 	

[Back to navigation](#)[Show comparison](#)

**General**

Number of levels	1
Number of connections	4
Color	blue
Insulating material	PA
Inflammability class according to UL 94	V0

**Dimensions**

Width	5.2 mm
Length	72 mm
Height NS 35/7,5	36.5 mm
Height NS 35/15	44 mm

**Technical data**

Maximum load current	24 A (with 4 mm <sup>2</sup> conductor cross section)
Rated surge voltage	8 kV
Pollution degree	3
Surge voltage category	III
Insulating material group	I
Connection in acc. with standard	IEC 60947-7-1
Nominal current I <sub>N</sub>	24 A
Nominal voltage U <sub>N</sub>	800 V
Open side panel	ja

**Connection data**

Conductor cross section solid min.	0.2 mm <sup>2</sup>
Conductor cross section solid max.	4 mm <sup>2</sup>
Conductor cross section AWG/kcmil min.	24
Conductor cross section AWG/kcmil max	12
Conductor cross section stranded min.	0.2 mm <sup>2</sup>
Conductor cross section stranded max.	2.5 mm <sup>2</sup>
Min. AWG conductor cross section, stranded	24
Max. AWG conductor cross section, stranded	14
Conductor cross section stranded, with ferrule without plastic sleeve min.	0.25 mm <sup>2</sup>
Conductor cross section stranded, with ferrule without plastic sleeve max.	2.5 mm <sup>2</sup>
Conductor cross section stranded, with ferrule with plastic sleeve min.	0.25 mm <sup>2</sup>
Conductor cross section stranded, with ferrule with plastic sleeve max.	2.5 mm <sup>2</sup>
2 conductors with same cross section, stranded, TWIN ferrules with plastic sleeve, max.	0.5 mm <sup>2</sup>
Connection method	Leg spring connection
Stripping length	10 mm
Internal cylindrical gage	A3