




0920122 USIG BU

	Information on this item	
	Item homepage Accessories Technical data Certificates / Approvals Classification	PDF version Drawings Downloads
Note 		

[Back to navigation](#)[Show comparison](#)

General

Number of levels	1
Number of connections	2
Color	blue
Insulating material	PA
Inflammability class according to UL 94	V2

Dimensions

Width	10.2 mm
Length	61 mm
Height NS 35/7,5	51.6 mm
Height NS 35/15	59.1 mm
Height NS 32	59.1 mm

Technical data

Fuse	G / 5 x 20 / 5 x 25 / 5 x 30 / 6.3 x 32
Fuse type	Glass
Rated surge voltage	6 kV
Pollution degree	3
Surge voltage category	III
Insulating material group	I
Nominal current I_N	10 A
Nominal voltage U_N	500 V (As a fuse terminal block)
	500 V (As a disconnect terminal block)

Open side panel	nein
-----------------	------

Connection data

Conductor cross section solid min.	0.5 mm ²
Conductor cross section solid max.	16 mm ²
Conductor cross section stranded min.	0.5 mm ²
Conductor cross section stranded max.	16 mm ²
Conductor cross section AWG/kcmil min.	20
Conductor cross section AWG/kcmil max	6
Conductor cross section stranded, with ferrule without plastic sleeve min.	0.5 mm ²
Conductor cross section stranded, with ferrule without plastic sleeve max.	16 mm ²
Conductor cross section stranded, with ferrule with plastic sleeve min.	0.5 mm ²
Conductor cross section stranded, with ferrule with plastic sleeve max.	10 mm ²
2 conductors with same cross section, solid min.	0.5 mm ²
2 conductors with same cross section, solid max.	4 mm ²
2 conductors with same cross section, stranded min.	0.5 mm ²
2 conductors with same cross section, stranded max.	6 mm ²
2 conductors with same cross section, stranded, ferrules without plastic sleeve, min.	0.5 mm ²
2 conductors with same cross section, stranded, ferrules without plastic sleeve, max.	6 mm ²
2 conductors with same cross section, stranded, TWIN ferrules with plastic sleeve, min.	0.5 mm ²
2 conductors with same cross section, stranded, TWIN ferrules with plastic sleeve, max.	6 mm ²
Cross section with insertion bridge, solid max.	16 mm ²
Cross section with insertion bridge, stranded max.	16 mm ²
Connection method	Screw connection
Stripping length	13 mm
Internal cylindrical gage	A5
Screw thread	M4
Tightening torque, min	1.5 Nm
Tightening torque max	1.8 Nm