




**0920083 USIG**

	<b>Information on this item</b>	
	<a href="#">Item homepage</a> <a href="#">Accessories</a> <b>Technical data</b> <a href="#">Certificates / Approvals</a> <a href="#">Classification</a>	<a href="#">PDF version</a> <a href="#">Drawings</a> <a href="#">Downloads</a>
Note 		

[Back to navigation](#)[Show comparison](#)

**General**

Number of levels	1
Number of connections	2
Color	black
Insulating material	PA
Inflammability class according to UL 94	V2

**Dimensions**

Width	10.2 mm
Length	61 mm
Height NS 35/7,5	51.6 mm
Height NS 35/15	59.1 mm
Height NS 32	59.1 mm

**Technical data**

Fuse	G / 5 x 20 / 5 x 25 / 5 x 30 / 6.3 x 32
Fuse type	Glass
Rated surge voltage	6 kV
Pollution degree	3
Surge voltage category	III
Insulating material group	I
Connection in acc. with standard	IEC 60947-7-3
Nominal current $I_N$	10 A
Nominal voltage $U_N$	500 V (As a fuse terminal block)

500 V (As a disconnect terminal block)

Open side panel	nein
-----------------	------

## Connection data

Conductor cross section solid min.	0.5 mm <sup>2</sup>
Conductor cross section solid max.	16 mm <sup>2</sup>
Conductor cross section stranded min.	0.5 mm <sup>2</sup>
Conductor cross section stranded max.	16 mm <sup>2</sup>
Conductor cross section AWG/kcmil min.	20
Conductor cross section AWG/kcmil max	6
Conductor cross section stranded, with ferrule without plastic sleeve min.	0.5 mm <sup>2</sup>
Conductor cross section stranded, with ferrule without plastic sleeve max.	16 mm <sup>2</sup>
Conductor cross section stranded, with ferrule with plastic sleeve min.	0.5 mm <sup>2</sup>
Conductor cross section stranded, with ferrule with plastic sleeve max.	10 mm <sup>2</sup>
2 conductors with same cross section, solid min.	0.5 mm <sup>2</sup>
2 conductors with same cross section, solid max.	4 mm <sup>2</sup>
2 conductors with same cross section, stranded min.	0.5 mm <sup>2</sup>
2 conductors with same cross section, stranded max.	6 mm <sup>2</sup>
2 conductors with same cross section, stranded, ferrules without plastic sleeve, min.	0.5 mm <sup>2</sup>
2 conductors with same cross section, stranded, ferrules without plastic sleeve, max.	6 mm <sup>2</sup>
2 conductors with same cross section, stranded, TWIN ferrules with plastic sleeve, min.	0.5 mm <sup>2</sup>
2 conductors with same cross section, stranded, TWIN ferrules with plastic sleeve, max.	6 mm <sup>2</sup>
Cross section with insertion bridge, solid max.	16 mm <sup>2</sup>
Cross section with insertion bridge, stranded max.	16 mm <sup>2</sup>
Connection method	Screw connection
Stripping length	13 mm
Internal cylindrical gage	A5
Screw thread	M4
Tightening torque, min	1.5 Nm
Tightening torque max	1.8 Nm